



For further information please contact your nearest Isuzu authorised dealer.

Dealer Information :

ISUZU

ISUZU MALAYSIA SDN BHD (664946-H)

501D, LEVEL 5, TOWER D, UPTOWN 5, NO.5, JALAN SS21/39, DAMANSARA UPTOWN, 47400 PETALING JAYA, SELANGOR DARUL EHSAN,

GENERAL LINE : 03-7723 9777 FAX: 03-7723 9779 HOTLINE: 1-300-88-1133 Website: www.isuzu.net.my

**Specifications may vary from models shown here.*

All-New
ISUZU
D-MAX

Elevate Your Journey





ALL-NEW ISUZU D-MAX

Welcome to a whole new era in pick-up trucks. The all-new ISUZU D-MAX – toughness, refined and redefined. Encompassing aggressive new styling and new levels of safety – plus ISUZU’s legendary durability and fuel efficiency – the all-new ISUZU D-MAX strides ahead of its competition.

With an all-new plush interior that rival most saloon cars, you may soon forget that you’re driving a pick-up truck. Whether it’s hauling big loads, powering through the work week, cruising through the weekend or going where the others won’t.



**Specifications may vary from models shown here.*



All-new Isuzu Premium Audio System. Live Surround Sound with roof mounted 'Exciter' speakers.



Dual-function storage compartment and 10 cup holders for added convenience.



Glove compartment (lower) and article storage compartment (upper).



Rear seat with 60/40 split fold up/down configuration.

COMFORT & CONVENIENCE

The all-new Isuzu D-Max offers you a new level of comfort. Its spacious cabin provide greater head and leg room for front and rear passengers. Front seats with wrap-around bolsters provide wider shoulder room for improved comfort. Three height-adjustable rear head restraints plus a centre armrest and its Improved seat angle provide a more comfortable experience. A newly-designed

wider door opening and A-pillar grab handles make access even easier. From advanced noise control to keep the outside world at bay to a multitude of storage compartments and cupholders within easy reach, developed under the concept of ISUZU's "universal design", no effort has been spared to ensure every drive is a pleasurable journey.

The all-new LIVE SURROUND SOUND audio system with roof-mounted 'EXCITER' speakers give you an all-new audio experience. Another new feature in the ISUZU D-MAX is the improved usability of the rear seat space, now foldable in various configurations with a 60/40 split design.

**Specifications may vary from models shown here.*



Electroluminescent instrument give clear vision to the driver.



Multi functional control steering wheel with audio control and hands-free mobile.



All-new 5-speed automatic transmission with sequential shift.

FIRST CLASS COCKPIT INTERIOR

It's not just space and comfort that the interior of the all-new ISUZU D-MAX delivers. You'll find all the technology and modern conveniences you have come to expect in a new car, at your fingertips. Electroluminescent instruments and keyless entry are all available, while steering wheel control switches give you instant and safe access to

the new LIVE SURROUND SOUND system with Bluetooth® and USB connectivity. Easy use Heating, Ventilation & Air-conditioning controls which are positioned ergonomically. Electroluminescent instrument with auto-brightness adjust display that provide essential information.

The all-new 5-speed auto transmission with a sequential shift for better flexibility during driving.

BLUETOOTH® word mark is owned by the Bluetooth SIG, Inc.

Not all devices will be compatible and functionality will vary depending on the device.

**Specifications may vary from models shown here.*



OPTIMUM POWER & FUEL EFFICIENT

Balancing environmental sensitivities in a high performance work vehicle has always been challenging, but the all-new ISUZU D-MAX does it easily. All-new 2.5L 4JK1-TCX engine delivers exactly what you need and when you need it. The all-new VGS (Variable Geometry System) Turbocharger optimizes its engine efficiency while minimizing emissions and

fuel. Other than its sporty all-new exterior styling, the Isuzu D-MAX has further improved its renowned fuel efficiency after various wind tunneling around the world, including the Japan Railway Research Institute, where the bullet trains are tested. The all-new D-MAX now boast one of the lowest Cd (coefficient of drag) figures in its class.



State-of-the-art aerodynamics exterior design and testing for minimal drag.



Fuel economy indicator in multi-info display.




Improved high pressure common-rail fuel system.



Isuzu's all-new Variable Geometry System (VGS) Turbocharger delivers high output, lower emissions and uses less fuel.

**Specifications may vary from models shown here.*



Advanced anti-friction melt-in liner technology ensures durability.



Steel timing chain assures reliability.



Sophisticated engine head saves fuel and service costs.



A stronger, durable yet lighter ladder chassis design for increased rigidity, safety and load carrying capacity.



EXCEPTIONAL DURABLE PERFORMANCE

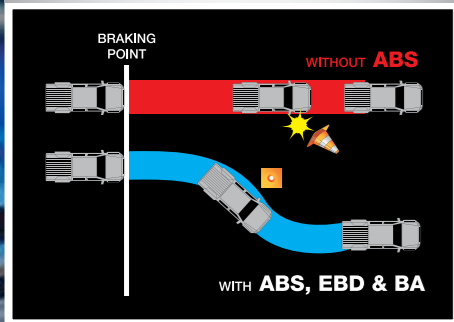
The ISUZU D-MAX comes from a lineage of the world's toughest, most reliable trucks. Almost a century of truck-manufacturing DNA has gone into the all-new ISUZU D-MAX to deliver a pick-up truck that truly redefines the category. A brand new truck-tough chassis means even better balance and performance

whether loaded or not, delivering superior stability and road-holding in all conditions. And it doesn't stop there. Under every bonnet you'll find an ISUZU diesel engine that offers continuous power for all types of work and the fuel economy to help you save.

Designed with superior know-how that has seen over 23 million ISUZU diesel engines sold worldwide, and combined with state-of-the-art Japanese technology, you don't just get a pick-up, you get true truck DNA with every ISUZU D-MAX.

*Specifications may vary from models shown here.

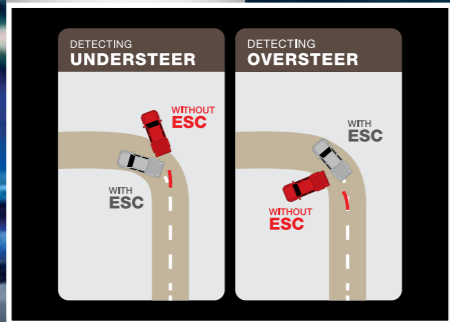
ABS EBD BA



Optimum steering control while brakes are applied with Anti-Lock Braking System (ABS), Electronic Brake-Force Distribution (EBD) and Brake-Assist (BA).

ESC

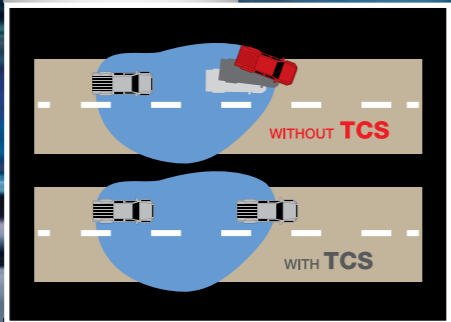
ELECTRONIC STABILITY CONTROL



Electronic Stability Control (ESC) detects and controls vehicle stability while on the move.

TCS

TRACTION CONTROL SYSTEM



Traction Control System (TCS) prevents loss of vehicle control by monitoring wheel speed of moving vehicle.



This cabin comprises high tensile steel and tailor blank welding for an unyielding strength and rigidity of the passenger safety cell.



Improved braking efficiency with larger front brakes with ventilated discs.



Dual airbags protecting the driver and the front passenger in the event of a collision.



Anti-whiplash. To reduce the impact in a collision.



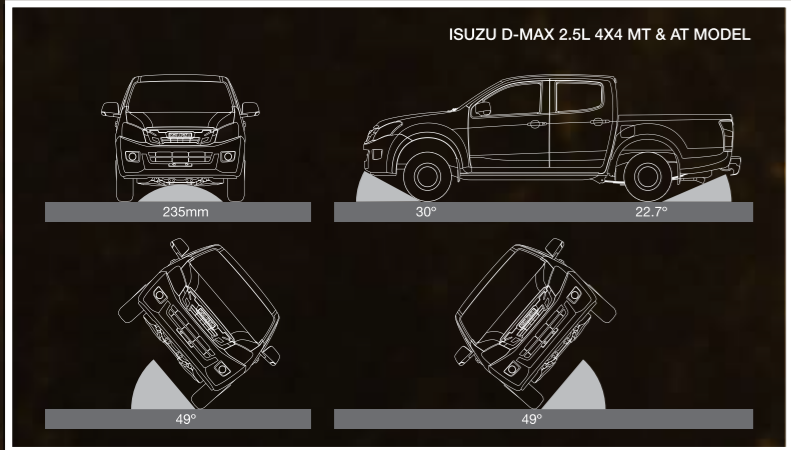
ADVANCE SAFETY

At Isuzu, safety is our priority. The D-Max is equipped with a host of added safety benefits, including dual SRS airbags, energy absorbing front section and side impact anti-intrusion bars on all doors. A brand new cabin structure, pre-tensioning seatbelts and speed sensing automatic door locking provide

even greater protection. The all-new D-Max also offers extra assurance from the Electronic Stability Control (ESC), Traction Control System (TCS), Electronic Brake-force Distribution (EBD) and Anti-Lock Braking System (ABS) with Brake Assist (BA) which ensure full-braking during an emergency.

Additionally, the all-new Anti-Whiplash front head restraints reduce impact and injury in the event of a rear-end collisions.

**Specifications may vary from models shown here.*



Up for any challenge. The all-new Isuzu D-Max has further improved ground clearance, an excellent side-slip angle plus approach and departure angles.



"Terrain Command" 4WD system allows for simple shift from 2WD high, 4WD high and 4WD low.

EXPLORE 4X4 ADVENTURE

Ride and handling of the all-new ISUZU D-MAX has also improved with a newly developed , "I-GRIP" (Isuzu Gravity Response Intelligent Platform). Independent double wish-bone suspension with coil springs and gas shock absorbers guarantee

superior front end grip and steering control, while over-slung rear springs increase 4WD driving performance and improve stability under every road condition with or without loading the vehicle.

The all-new ISUZU D-MAX now comes with a new "Terrain Command" 4WD select dial, allowing the driver to select between two-wheel and four-wheel drive high while travelling at speeds of up to 100km/h.

**Specifications may vary from models shown here.*














TESTED & TRUSTED

Over 4,000,000km of strenuous testing in searing heat, heavy rain, hail and even snow were conducted in the development of the all-new Isuzu D-Max to ensure it never lets you down. We've called on our truck building knowledge to bring you a tough, reliable partner and refined it with all the comforts,

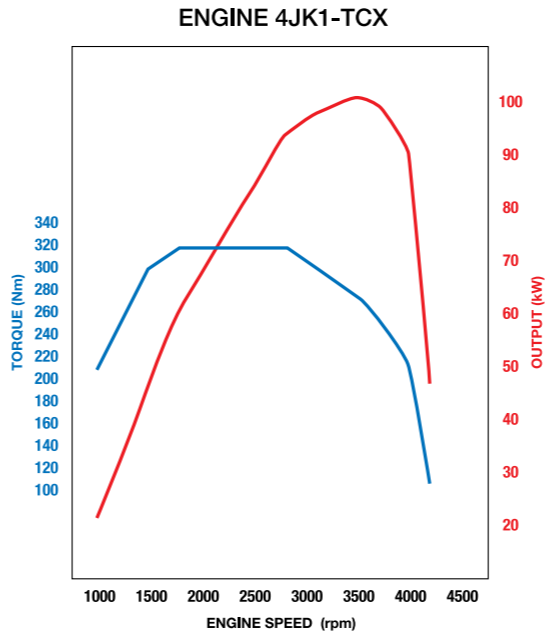
technology and safety features you've come to expect from passenger car. Powered by our most responsive engine ever – the all-new Isuzu D-Max strives ahead of the competition with its legendary durability and fuel efficiency.

*Specifications may vary from models shown here.

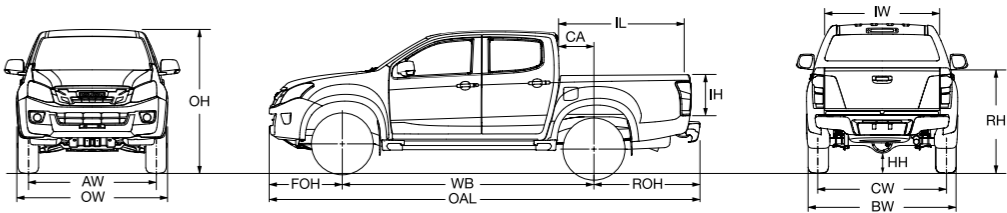
SPECIFICATIONS						
						
		ISUZU D-MAX 2.5L 4x2 MT	ISUZU D-MAX 2.5L 4x2 MT HI-RIDE	ISUZU D-MAX 2.5L 4x4 MT-L	ISUZU D-MAX 2.5L 4x4 MT	ISUZU D-MAX 2.5L 4x4 AT
ENGINE						
Model		4JA1-L		4JK1-TCX		
Type		In-Line 4-Cylinder Turbo Diesel		In-Line 4-Cylinder VGS Turbo Intercooler Diesel DOHC 16V		
Displacement (cc)				2,499		
Bore x Stroke (mm)		93.0 x 92.0		95.4 x 87.4		
Compression Ratio		18.5:1		18.1:1		
Maximum Output (kW (PS) @ rpm) [ISO NET]		58 (79) @ 3,900		100 (136) @ 3,600		
Maximum Torque (Nm (kgm) @ rpm) [ISO NET]		176 (18.0) @ 1,800		320 (32.6) @ 1,800 - 2,800		
Fuel System		Direct Injection Mechanical High Pressure Injection Pump		Direct Injection Electronic Commonrail		
TRANSMISSION						
Type		5-Speed Manual	5-Speed Manual	5-Speed Manual	5-Speed Manual	5-Speed Automatic with Sequential Shift
Gear Ratio	1st	4.008	4.008	4.008	4.008	3.520
	2nd	2.301	2.301	2.301	2.301	2.042
	3rd	1.427	1.427	1.427	1.427	1.400
	4th	1.000	1.000	1.000	1.000	1.000
	5th	0.828	0.745	0.745	0.745	0.716
	Reverse	3.651	3.651	3.651	3.651	3.224
	Final	4.300	4.100	4.100	4.100	3.909
SUSPENSION & BRAKES						
Suspension	Front	Independent Double Wishbones with Coil Springs & Stabilizer Semi-Elliptical Leaf Springs				
	Rear					
Shock Absorber		All Wheels Hydraulic Double Action Telescopic				
Brakes	Front	Ventilated Disc with 2-Pot Calipers Leading & Trailing Drums				
	Rear					
STEERING						
Steering System		Rack & Pinion Power Steering System				
Min. Turning Radius (m)		6.1	6.3			
Tyres		195R15	245/70R16	255/65R17		
Wheels		15" Steel	16" Alloy	17" Alloy		
CAPACITIES						
Seating Capacity		5-Person				
Fuel Tank Capacity (L)		76				
EXTERIOR						
Headlamps		Multi-Reflector Halogen	PROJECTOR Ellipsoid System			
Front Fog Lamps			-		Built-In	
Engine Hood Garnish		Grey	Chrome			
Door Outer Mirror		Black Colour Finished with Manual Mirror Control	Chrome Finished Electric Folding & Control with LED Intergrated Turn Signal			
Door & Tailgate Handles		Black Colour	Chrome			
Roof Rail			-	Equipped		
Rear Combination Lamp			Standard	LED		
Rear Bumper		One Step Type with Black Colour Finished	One Step Type with Chrome Plating Finished			
INTERIOR FEATURES						
Meter Panel		Standard with Information Display			e-LUMAX with Advance Multi-Information Display	
Steering		3-Spoke Urethane	3-Spoke Leather Wrapped	3-Spoke Urethane	3-Spoke Leather Wrapped with Audio & Hands-Free Switches	
Audio System		1-Din AM/FM USB with 2-Speakers	ISUZU 1-Din AM/FM MP3 WMA Player with 4-Speakers & 2-Tweeters		[ISUZU Premium Audio System] Built-In 2-Din AM/FM MP3 WMA Player USB & Bluetooth with Exciter, Speakers & Tweeters	
Assist Grip		-	Fixed Assist Grips for Driver & Front Passenger			
Power Door Lock			Electric Control		Electric Control with Speed Sensing Automatic Door Lock	
Seats		Tricot Fabric	Jacquard Flat Woven with Tricot Trim Bolster			
Door Windows			Electric Control	Electric Control with Auto-Up & Down and Jam Protection for Driver		
Middle Console Box			Arm Rest Compartment	Arm Rest Compartment with Rear Cups Holder		
Map Lamp			Dual for Driver & Front Passenger with Cards Clipper		Dual for Driver & Front Passenger with Overhead Console	
Cabin Lamp				Equipped		
Ash Tray				Cup Type		
Power Outlet		-	Inside Top Tier Glove Box			
Cigarette Lighter			Equipped			

					
	ISUZU D-MAX 2.5L 4x2 MT	ISUZU D-MAX 2.5L 4x2 MT HI-RIDE	ISUZU D-MAX 2.5L 4x4 MT-L	ISUZU D-MAX 2.5L 4x4 MT	ISUZU D-MAX 2.5L 4x4 AT
SAFETY FEATURES					
SRS Airbags (DUAL)	-			Driver & Front Passenger	
ABS with EBD	-			Equipped	
Brake Assist (BA)	-			Equipped	
Electronic Stability Control (ESC)	-			Equipped	
Traction Control System (TCS)	-			Equipped	
Load Sensing Proportional Valve (LSPV)	Equipped			-	
Limited Slip Differential (LSD)	-		Equipped	-	
Body Construction	Cabin Construction with Tailor Blank Welded High Tensile Steel				
Side Door Impact Beams	Equipped				
Collapsible Steering Column	Equipped				
Windscreen	Front Laminated with Rear Defogger				
Wiper	with Speed Intermittent			with Variable Intermittent	
Seat Belts	3-Point ELR for All Occupants			3-Point ELR for All Occupants plus Pre-Tensioner with Load Limiter for Front Seats	
Child Seat Anchorage	ISO FIX with Top Tether for Rear Seats				
Vehicle Security System	Anti-Theft Alarm System with Immobilize	Anti-Theft Alarm System with Key-Coded Immobilizer			
Child Protector Safety Lock	Equipped				
High Mount Stop Lamp	Equipped				
ACCESSORIES					
Roll Bar	-	Optional			
Bed Liner/ Bed Rubber Mat	Optional			Equipped	
Side Step	Optional			Equipped	

PERFORMANCE CURVE



DIMENSIONS



MODEL	EXTERIOR DIMENSION														
	LENGTH (MM)						WIDTH (MM)					HEIGHT (MM)			
	OAL	WB	FOH	ROH	IL	CA	OW	AW	BW	CW	IW	OH	HH	RH	IH
ISUZU D-MAX 2.5L 4X2 MT	5295	3095	905	1295	1552	430	1775	1510	1710	1510	1530	1695	195	1190	465
ISUZU D-MAX 2.5L 4X2 MT HI-RIDE							1860	1570	1820	1570		1785	235	1295	
ISUZU D-MAX 2.5L 4X4 MT-L									1830			1795		1305	
ISUZU D-MAX 2.5L 4X4 MT															
ISUZU D-MAX 2.5L 4X4 AT															

COLOUR CHART



* ISUZU D-MAX 2.5L 4x2 MT available colours



*Accessories warranty varies.

Colours and specifications may differ from that featured in this brochure.